

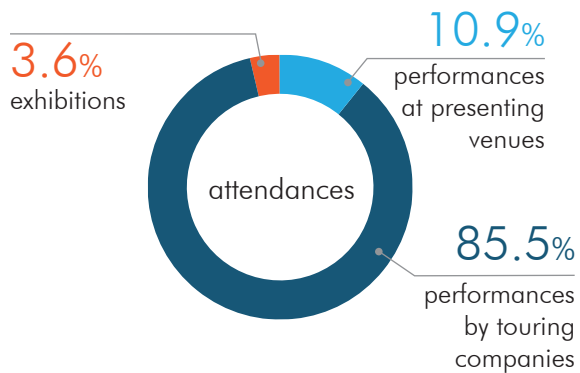
Music

Arts Portfolio Wales Survey 2017/18

Events

470
events

214,740
attendances



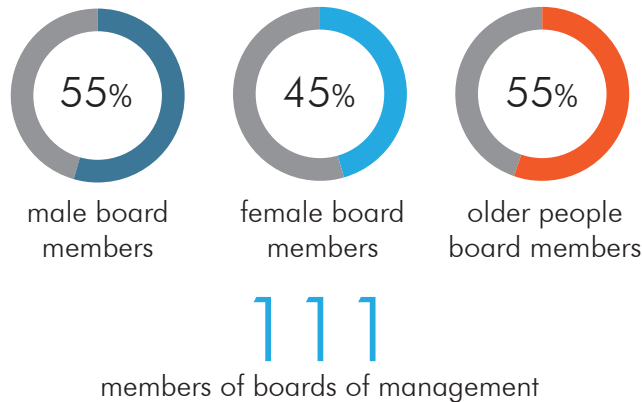
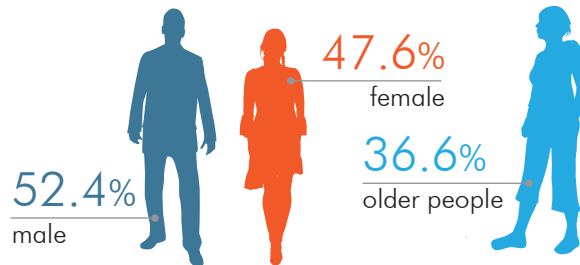
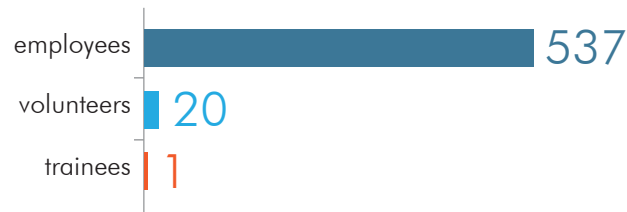
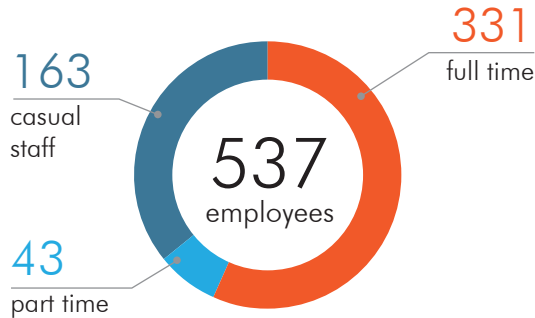
Participation

16,276
participatory
sessions

14,100
(86.6%) participatory
sessions were specifically
targeted at children and
young people, compared
to 13.4% of sessions
that were organised for
general participation

135,000
attendances

Employment and training



Welsh language*

85
Welsh language
events

246
Welsh language
participatory sessions,
which is 1.5% of all
participatory
sessions

Welsh language
events attracted
16,299
attendances

Welsh language
sessions attracted
3,169
attendances

32.7%
of board members
were Welsh speakers



37.5%
Welsh speaking
employees

70.3%
of Welsh language
sessions were targeted
at children and
young people

*This data does not include bilingual activity

Families

0.5%
of participatory sessions were
targeted at families. These attracted

1,535
attendances

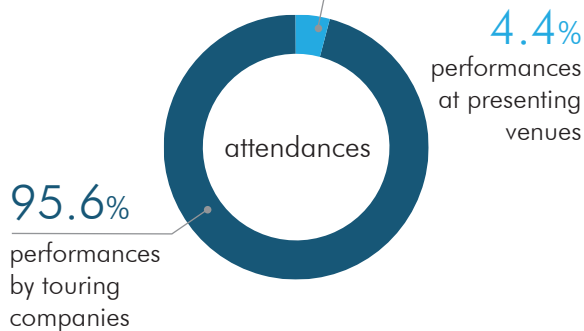
BBC National Orchestra of Wales

Arts Portfolio Wales Survey 2017/18

Events

82
events

63,779
attendances



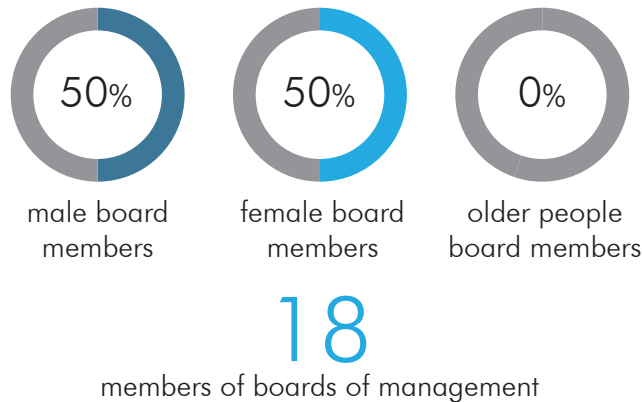
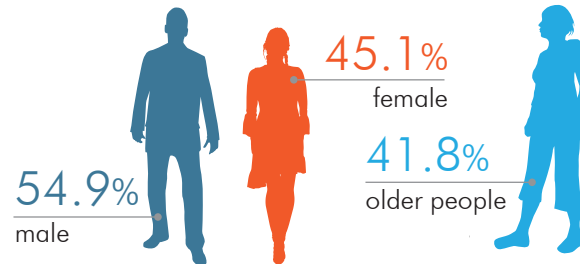
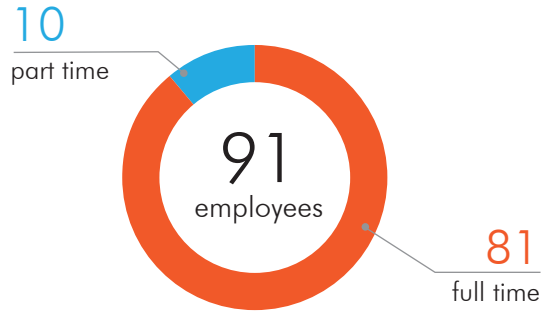
Participation

128
participatory
sessions

111
(86.7%) participatory
sessions were specifically
targeted at children and
young people, compared
to 13.3% of sessions
that were organised for
general participation

10,478
attendances

Employment and training



Welsh language*

2
Welsh language
events

Welsh language
events attracted
2,218
attendances

0%
of board members
were Welsh speakers

13.2%
Welsh speaking
employees

*This data does not include bilingual activity

0
Welsh language
participatory sessions,
which is 0% of all
participatory
sessions

Welsh language
sessions attracted
0
attendances



0%
of Welsh language
sessions were targeted
at children and
young people

Families

0%
of participatory sessions were
targeted at families. These attracted
0
attendances

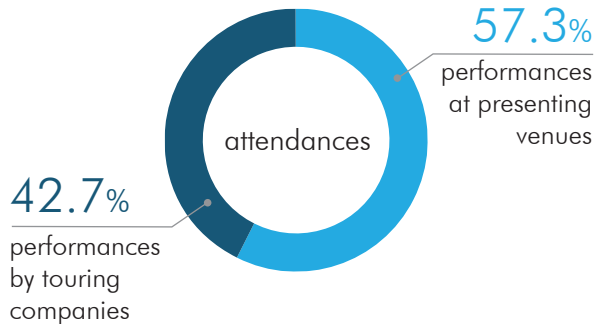
Canolfan Gerdd William Mathias

Arts Portfolio Wales Survey 2017/18

Events

28
events

1,812
attendances



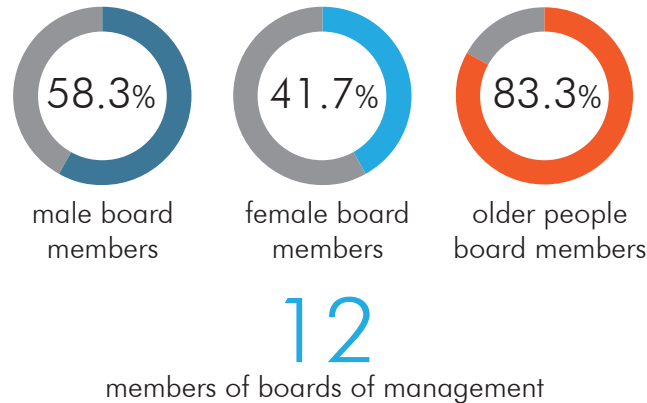
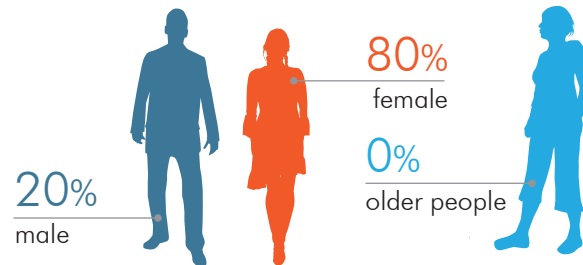
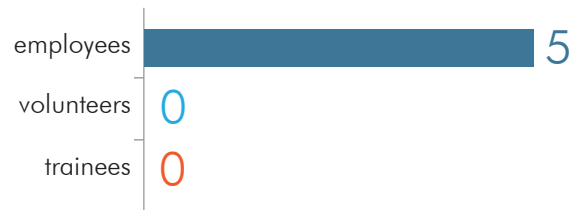
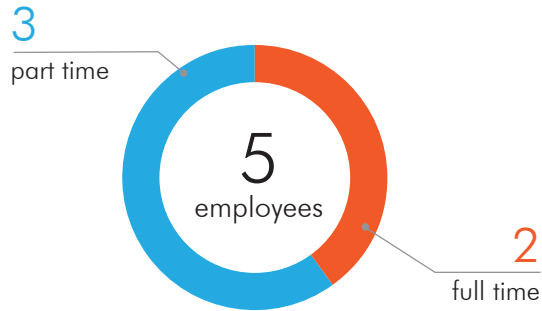
Participation

13,800
participatory
sessions

12,360
(89.6%) participatory
sessions were specifically
targeted at children and
young people, compared
to 10.4% of sessions
that were organised for
general participation

25,248
attendances

Employment and training



Welsh language*

0
Welsh language
events

Welsh language
events attracted

0
attendances

83.3%
of board members
were Welsh speakers

100%
Welsh speaking
employees

*This data does not include bilingual activity

50
Welsh language
participatory sessions,
which is 0.4% of all
participatory
sessions

Welsh language
sessions attracted
446
attendances



64%
of Welsh language
sessions were targeted
at children and
young people

Families

0.3%
of participatory sessions were
targeted at families. These attracted

40
attendances

Community Music Wales

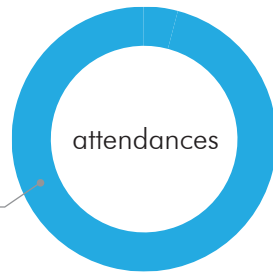
Arts Portfolio Wales Survey 2017/18

Events

13
events

1,170
attendances

100%
performances
at presenting
venues



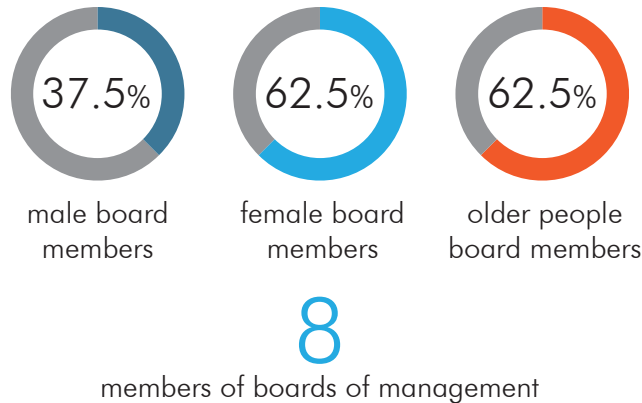
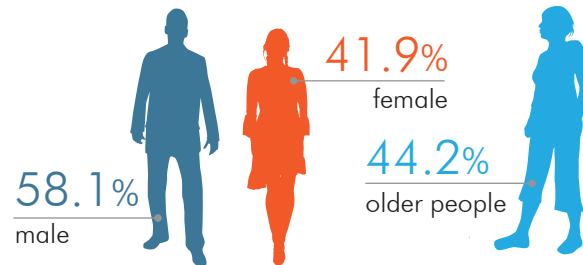
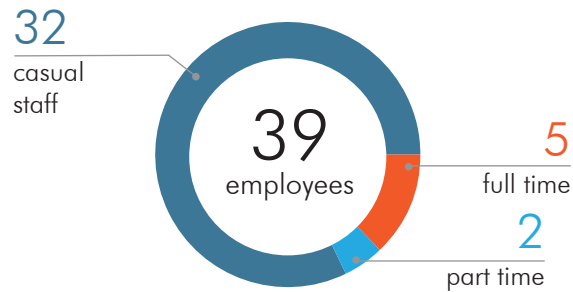
Participation

1,098
participatory
sessions

11,162
attendances

882
(80.3%) participatory
sessions were specifically
targeted at children and
young people, compared
to 19.7% of sessions
that were organised for
general participation

Employment and training



Welsh language*

8
Welsh language
events

Welsh language
events attracted
780
attendances

12.5%
of board members
were Welsh speakers

23.3%
Welsh speaking
employees

*This data does not include bilingual activity

164
Welsh language
participatory sessions,
which is 14.9% of all
participatory
sessions

Welsh language
sessions attracted
1,846
attendances



70.7%
of Welsh language
sessions were targeted
at children and
young people

Families

4.4%
of participatory sessions were
targeted at families. These attracted

672
attendances

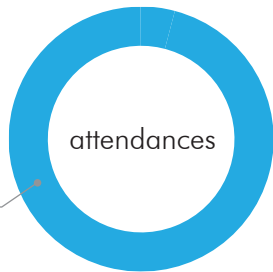
Live Music Now

Arts Portfolio Wales Survey 2017/18

Events

77
events

2,971
attendances



100% performances at presenting venues

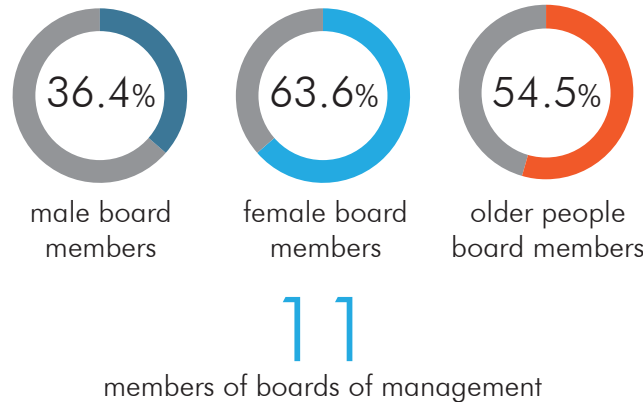
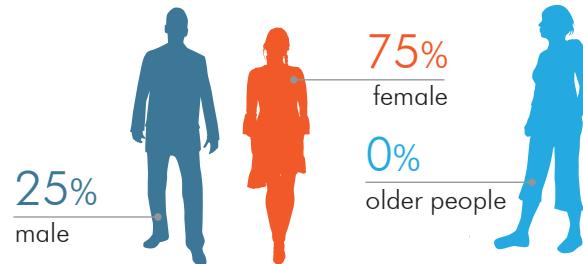
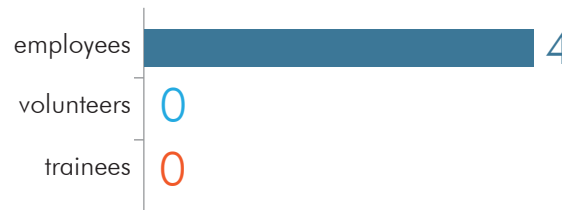
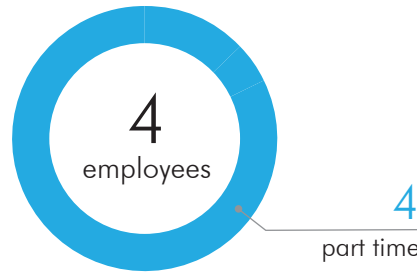
Participation

473
participatory sessions

9,388
attendances

209 (44.2%) participatory sessions were specifically targeted at children and young people, compared to 55.8% of sessions that were organised for general participation

Employment and training



Welsh language*

0
Welsh language events

Welsh language events attracted

0 attendances

36.4% of board members were Welsh speakers

25% Welsh speaking employees

*This data does not include bilingual activity

0
Welsh language participatory sessions, which is 0% of all participatory sessions

Welsh language sessions attracted

0 attendances



0% of Welsh language sessions were targeted at children and young people

Families

0% of participatory sessions were targeted at families. These attracted

0 attendances

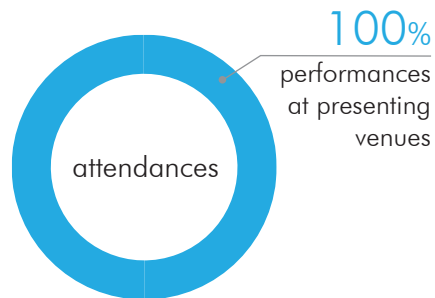
Mid Wales Opera

Arts Portfolio Wales Survey 2017/18

Events

29
events

3,062
attendances



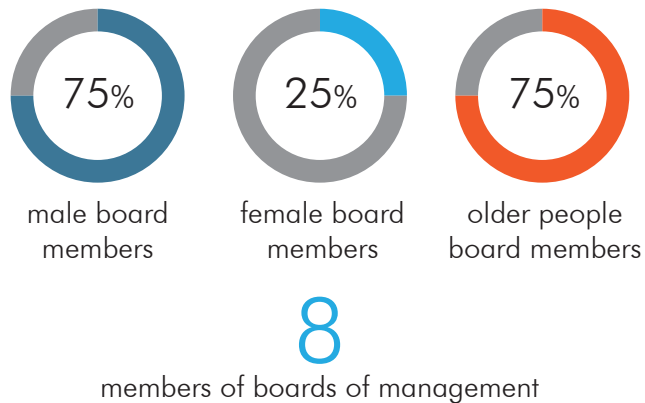
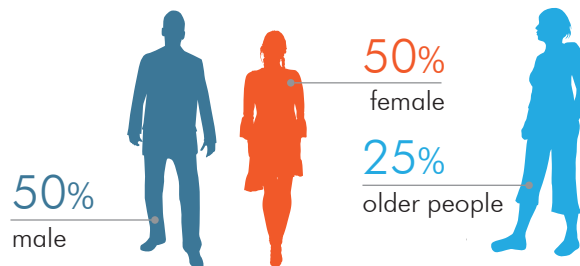
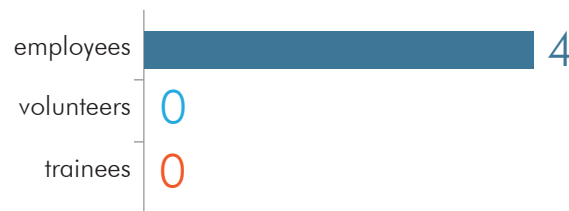
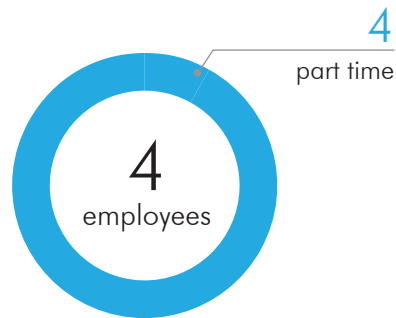
Participation

17
participatory sessions

12
(70.6%) participatory sessions were specifically targeted at children and young people, compared to 29.4% of sessions that were organised for general participation

113
attendances

Employment and training



Welsh language*

0
Welsh language events

Welsh language events attracted

0
attendances

12.5%
of board members were Welsh speakers

25%
Welsh speaking employees

*This data does not include bilingual activity

0
Welsh language participatory sessions, which is 0% of all participatory sessions

Welsh language sessions attracted
0
attendances



0%
of Welsh language sessions were targeted at children and young people

Families

0%
of participatory sessions were targeted at families. These attracted

0
attendances

Music Theatre Wales

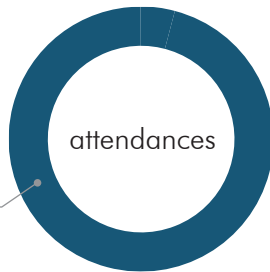
Arts Portfolio Wales Survey 2017/18

Events

18
events

2,759
attendances

100%
performances
by touring
companies



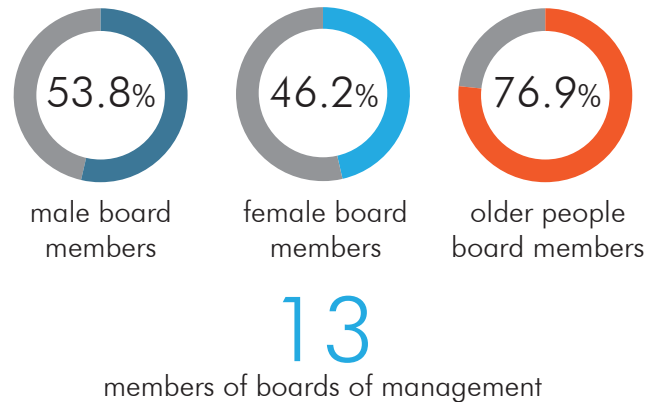
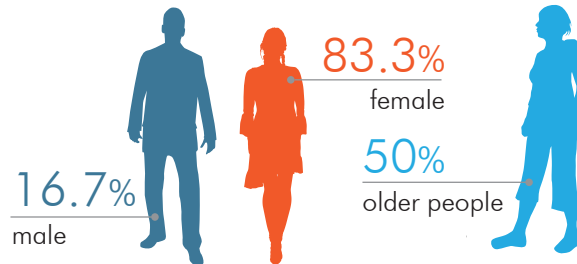
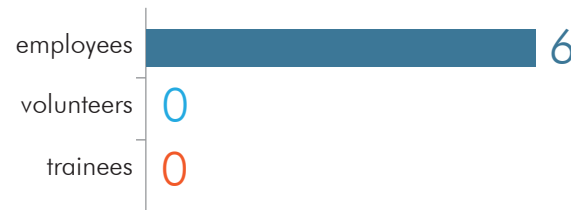
Participation

0
participatory
sessions

0
attendances

0
(0%) participatory
sessions were specifically
targeted at children and
young people, compared
to 0% of sessions that
were organised for
general participation

Employment and training



Welsh language*

7
Welsh language
events

Welsh language
events attracted
1,375
attendances

30.8%
of board members
were Welsh speakers

0%
Welsh speaking
employees

*This data does not include bilingual activity

0
Welsh language
participatory sessions,
which is 0% of all
participatory
sessions

Welsh language
sessions attracted
0
attendances



0%
of Welsh language
sessions were targeted
at children and
young people

Families

0%
of participatory sessions were
targeted at families. These attracted

0
attendances

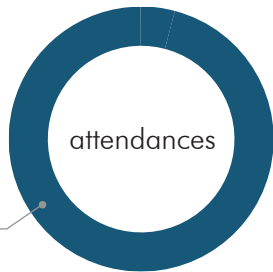
Sinfonia Cymru

Arts Portfolio Wales Survey 2017/18

Events

26
events

5,054
attendances



100%
performances
by touring
companies

Participation

6

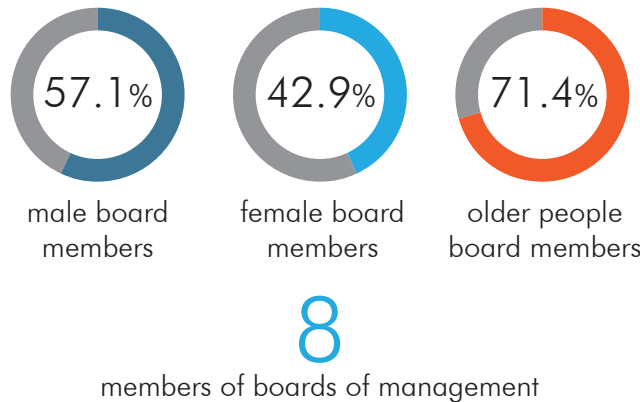
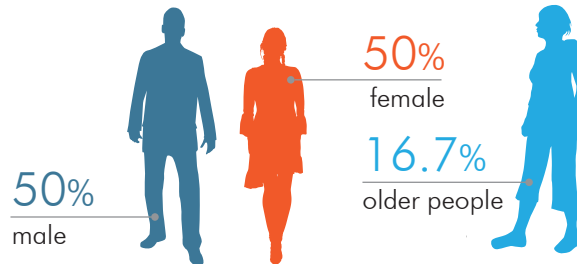
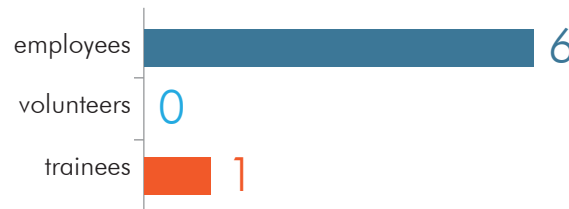
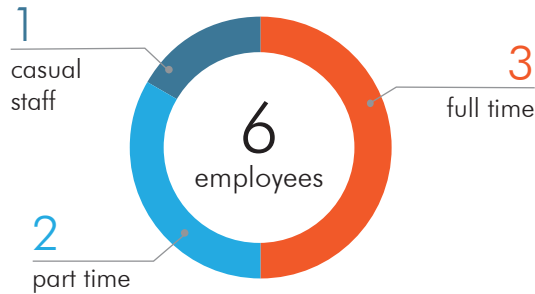
participatory
sessions

6

(100%) participatory
sessions were specifically
targeted at children and
young people, compared
to 0% of sessions that
were organised for
general participation

157
attendances

Employment and training



Welsh language*

0
Welsh language
events

Welsh language
events attracted

0
attendances

0%
of board members
were Welsh speakers

0%
Welsh speaking
employees

*This data does not include bilingual activity

0
Welsh language
participatory sessions,
which is 0% of all
participatory
sessions

Welsh language
sessions attracted

0
attendances



0%
of Welsh language
sessions were targeted
at children and
young people

Families

0%
of participatory sessions were
targeted at families. These attracted

0
attendances

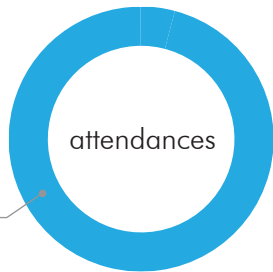
trac

Arts Portfolio Wales Survey 2017/18

Events

66
events

11,826
attendances



100% performances at presenting venues

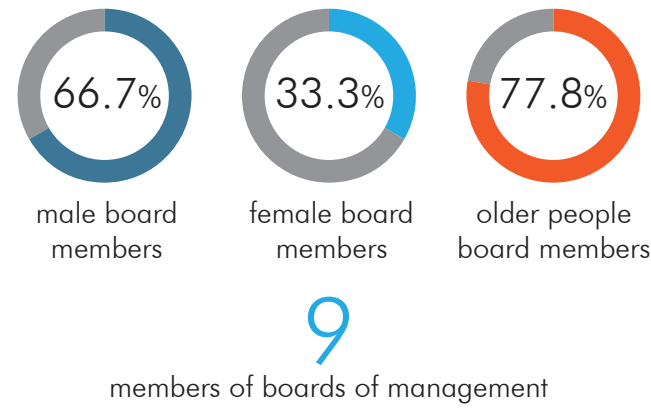
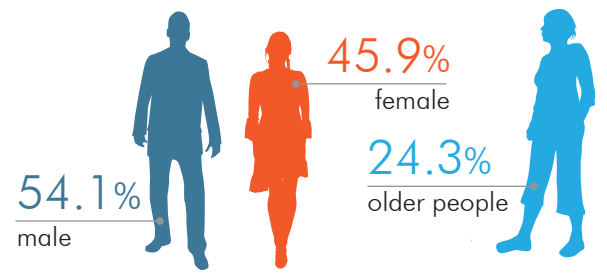
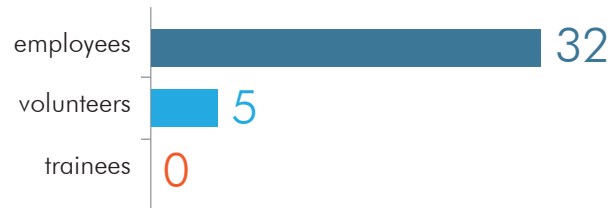
Participation

52
participatory sessions

1,470
attendances

11 (21.2%) participatory sessions were specifically targeted at children and young people, compared to 78.8% of sessions that were organised for general participation

Employment and training



Welsh language*

66
Welsh language events

Welsh language events attracted 11,826 attendances

77.7% of board members were Welsh speakers

94.6% Welsh speaking employees

*This data does not include bilingual activity

7
Welsh language participatory sessions, which is 13.5% of all participatory sessions

Welsh language sessions attracted 81 attendances



0% of Welsh language sessions were targeted at children and young people

Families

0% of participatory sessions were targeted at families. These attracted

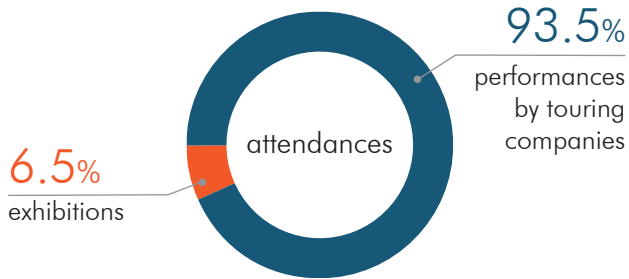
0 attendances

Welsh National Opera

Arts Portfolio Wales Survey 2017/18

Events

120 events | 121,537 attendances

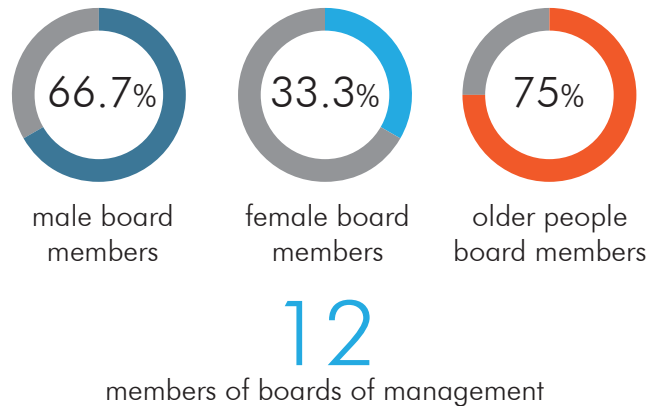
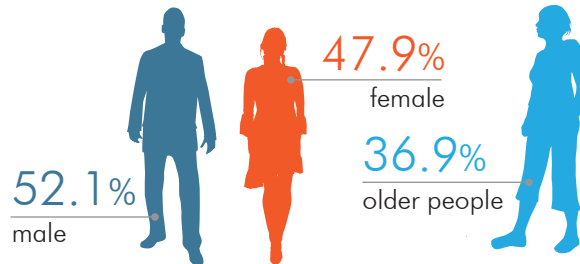



Participation

622 participatory sessions | 73,130 attendances

429 (69%) participatory sessions were specifically targeted at children and young people, compared to 31% of sessions that were organised for general participation

Employment and training



Welsh language*

0 Welsh language events | 25 Welsh language participatory sessions, which is 4.0% of all participatory sessions

0 Welsh language events attracted | 0 attendances | 796 Welsh language sessions attracted attendances

33.3% of board members were Welsh speakers

42% Welsh speaking employees

100% of Welsh language sessions were targeted at children and young people

*This data does not include bilingual activity

Families

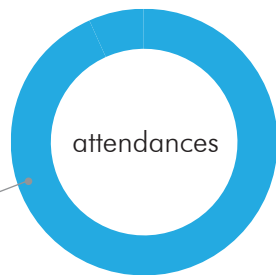
0.2% of participatory sessions were targeted at families. These attracted 200 attendances

Events

11
events

770
attendances

100%
performances
at presenting
venues



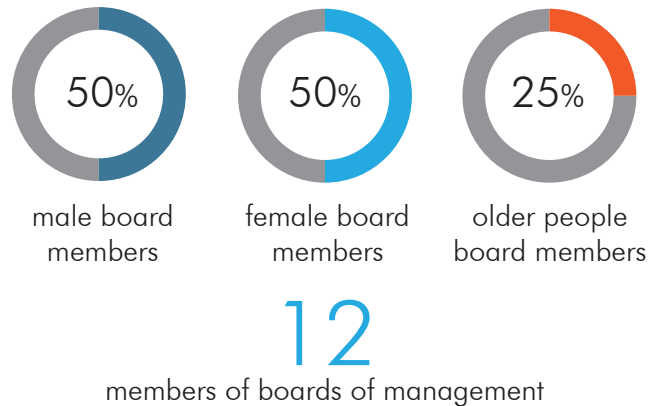
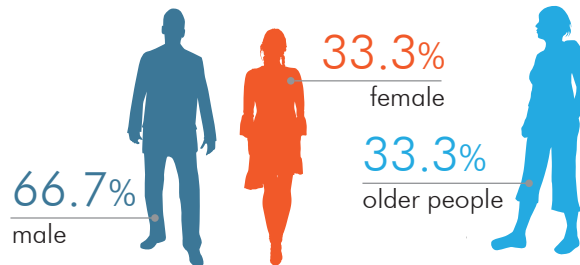
Participation

80
participatory
sessions

3,854
attendances

80
(100%) participatory
sessions were specifically
targeted at children and
young people, compared
to 0% of sessions that
were organised for
general participation

Employment and training



Welsh language*

2
Welsh language
events

Welsh language
events attracted
100
attendances

41.7%
of board members
were Welsh speakers

33.3%
Welsh speaking
employees

*This data does not include bilingual activity

0
Welsh language
participatory sessions,
which is 0% of all
participatory
sessions

Welsh language
sessions attracted
0
attendances



0%
of Welsh language
sessions were targeted
at children and
young people

Families

0%
of participatory sessions were
targeted at families. These attracted
0
attendances